


Innovation for the next generation



# SFP-DD

Development Platform  
Preliminary Specs



Available products: ML4022-MCB | ML4022-HCB |  
ML4022-LB

## Summary

The **MultiLane SFP-DD Development Kit** provides the necessary development tools and reference modules required for the development of SFP-DD based products.

This kit is essential for the development, testing and characterization of SFP-DD based products. It can also be used for testing 100G CDRs, 100G Gearbox devices, 100G SFP-DD ports on routers as well as line-cards, electro-optical modules, and SFP-DD active optical cables.

# SFP-DD

## SFP-DD Module Compliance Board

### ML4022-MCB

#### Summary

The **ML4022-MCB** is designed to provide an efficient and easy method of programming and testing 100G SFP-DD transceivers and active optical cables. It includes a complete user-friendly GUI supporting all features defined by SFP-DD MSA and simplifying configuration processes to enable intuitive memory map programming and testing. It is designed to simulate an ideal environment for SFP-DD transceivers module testing, characterization and manufacturing.

#### Key Features

- A Supports 2x50G interfaces
- I2C master driven from both on board microcontroller or external pin headers
- 40 GHz 2.92 mm K Connectors
- Current Sense
- Matched differential trace length
- All channels come with matching trace length
- High performance signal integrity traces through K connectors to SFP-DD host connector
- On-board LEDs display MSA output alarm states
- On-board buttons/jumpers for MSA input control signal
- User friendly GUI for I2C R/W command and loading custom MSA memory map
- Four corner testing capability
- USB Interface
- Includes differential test trace 2x

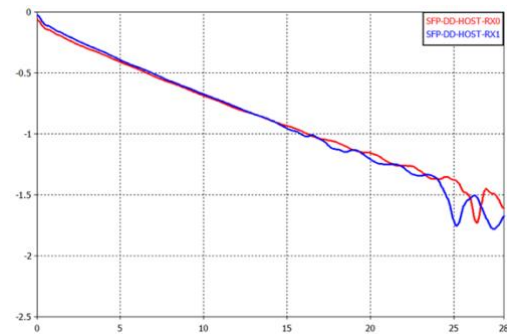


Figure 1: ML4022-MCB Insertion Loss



Figure 2: ML4022-MCB

## SFP-DD Host Compliance Board

### ML4022-HCB

#### Key Features

- High Performance Signal integrity traces
- SFP-DD MSA Form Factor
- Low Insertion Loss for both traces
- Built with high performance PCB material
- Production friendly form factor
- Supports 2x50G
- High-speed signals accessible through K connectors

TX1      RX1      TX2      RX2

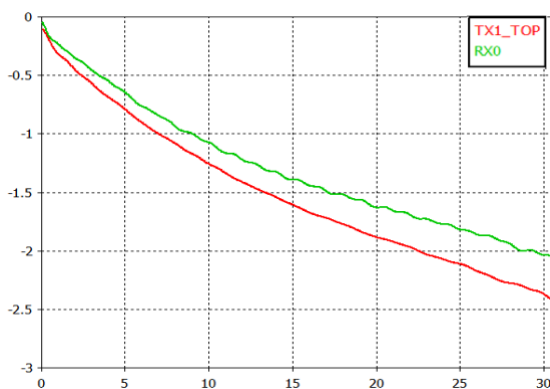


Figure 3: ML4022-HCB Insertion Loss



Figure 4: ML4022-HCB

## SFP-DD Loopback Module

### ML4022-LB

#### Summary

The **ML4022-LB** is packaged in a standard MSA housing compatible with all SFP-DD ports. Transmitted data from the host is electrically routed, (internal to the loopback module), to the receive data outputs and back to the host. It provides an economical way to exercise SFP-DD ports during R&D validation, production testing, and field testing.

#### Key Features

- Power consumption up to 4.32 W by default, spread over 4 spots
- Population option to increase power to 4.96 W
- Dual channels, supporting up to 28 GBaud each (56 Gbps)
- LED indicator
- Custom memory maps
- Temperature range from -40 to 125 °C
- I2C interface
- MSA compliant EEPROM
- Voltage sense
- Temperature sense
- Insertion counter
- Micro controller based



Figure 5: ML4022-LB



**North America**

48521 Warm Springs Blvd. Suite 310  
Fremont, CA 94539  
USA  
+1 510 573 6388

**Worldwide**

Houmal Technology Park  
Askarieh Main Road  
Houmal, Lebanon  
+961 5 941 668

**Asia**

14F-5/ Rm.5, 14F., No 295  
Sec.2, Guangfu Rd. East Dist.,  
Hsinchu City 300, Taiwan (R.O.C)  
+886 3 5744 591